

CENTRAL VACUUM SYSTEMS

HF 15 P

POWERFUL INDUSTRIAL VACUUM CLEANER WITH FIXED STRUCTURE



POTENZA
11 kW - 15 HP



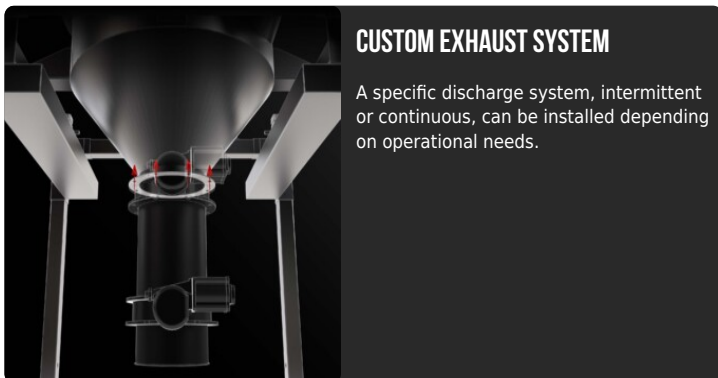
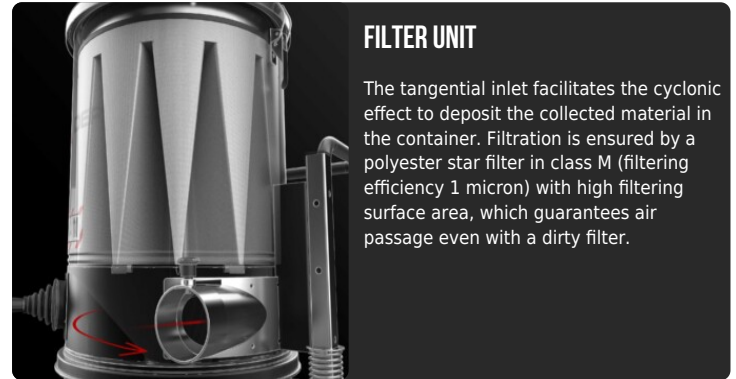
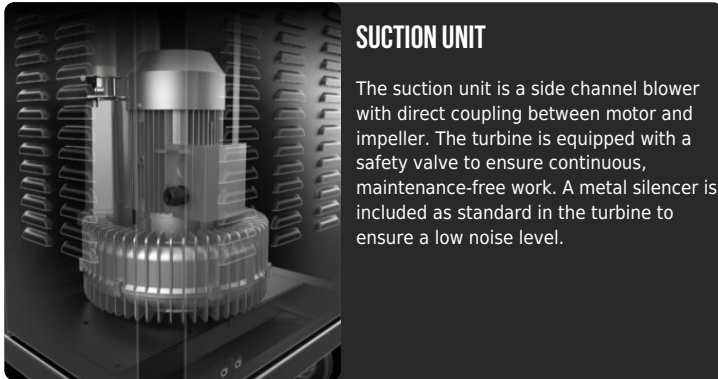
APPLICAZIONE
Powders, solids and
shavings



TIPO DI RACCOLTA
Localized discharge

VANTAGGI

- Powerful side channel blower
- Ideal for on-board machine applications
- Convenient manual filter shaker
- Multiple construction and material discharge options available

HIGHLIGHTS

TECHNICAL DATA
MOTORE

Tipologie	Side channel blower
Potenza	11 kW - 15 HP
Frequenza	50/60 Hz
Voltaggio	400 V
Vuoto in continuo	300 mBar
Massima portata d'aria	950 m3/h
Classe di isolamento	55 F IP
Livello di rumorosità	74 dB(A)
Controllo Remoto	Free connector available
Quadro elettrico	Included

MACCHINA

Bocca aspirante	100 Ø mm
Sistema di raccolta	Conveyed discharge
Diametro scarico	250 Ø mm
Dimensioni	1240 x 1910 mm
Altezza	3488 mm
Valvola di sicurezza	Pressure relief valve

FILTRAZIONE

Tipologia filtro primario	Star
Superficie filtrante	45000 cm2
Classe filtrazione EN 60335-2-69	M
Media	Polyester
Sistema Pulizia filtro	Automatic PSC

DOTAZIONI



ELECTRICAL PANEL

Electrical panel, implementable with additional functions



PLUG

4-pole industrial plug



VACUUM GAUGE

Vacuum gauge for indication of filter clogged or in need of replacement

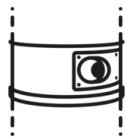


POWER SUPPLY CABLE



STEEL CONSTRUCTION

Rugged industrial coated steel construction



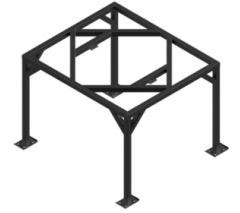
CYCLONIC EFFECT

Tangential inlet and cyclone installed



PRV

Pressure relief valve installed



STR

Four legs to discharge in big bag

OPTIONS

AVAILABLE FILTER CLEANING SYSTEMS



SP

Automatic reverse jet cleaning system
Antistatic M class filter (EN 60335-2-69), 4
Polyester filter cartridges, 12 m² filter surface

AVAILABLE FILTER MEDIA



HEPA 14

Absolute filter (EN 1822)
110.000 cm² filter surface
H14 Class Filter (EN 1822)
Glass fiber

STRUCTURE AND OPTIONS

60^{Hz}

60HZ

Available in 60Hz version




3 YEARS WARRANTY

Purchasing the replacement filter along with the vacuum




DISCHARGE WITH COUNTERBALANCED FLAP

The material is automatically discharged every time suction is stopped.



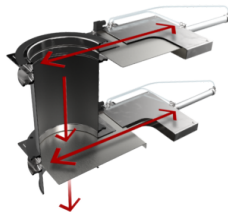
DISCHARGE WITH BUTTERFLY VALVE

Manual intermittent discharging system with butterfly valve
Manual discharging butterfly valve




DOUBLE PNEUMATIC DISCHARGE WITH BUTTERFLY VALVES

System with valves that open alternately to allow the material to be discharged and the vacuum to be maintained at the same time.
Double electro pneumatic discharging butterfly valve ATEX



DOUBLE DISCHARGE WITH ELECTRO-PNEUMATIC DAMPERS

System with dampers that open alternately to allow the material to be discharged and the vacuum to be maintained at the same time.



ROTARY VALVE FOR CONTINUOUS DISCHARGE

The valve rotates continuously allowing a constant and uniform discharge of the aspirated material.
Rotary valve for continuous hopper discharge



ROTARY LEVEL SENSOR

Sensor with rotating paddle that sends a signal when the container is full to immediately stop suction