

ATEX AND ACD VACUUM CLEANERS

HF 30 S 3D

STATIONARY ATEX INDUSTRIAL VACUUM CLEANER



POTENZA
18,5 kW - 25 HP



APPLICAZIONE
Powders, solids and shavings



TIPO DI RACCOLTA
Localized discharge

VANTAGGI


- Powerful Atex-certified side channel blower
- SP automatic filter cleaning system
- Ideal for on-board machine applications
- Multiple construction and material discharge options available

HIGHLIGHTS



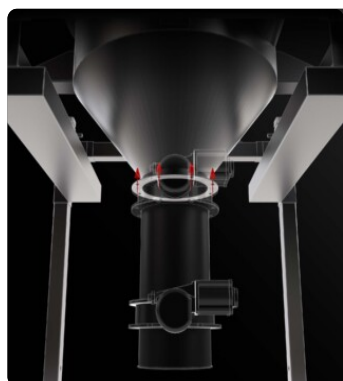
SUCTION UNIT

The suction unit is a manufacturer-certified Atex side channel blower with direct coupling between motor and impeller. The Side Channel Blower is equipped with a safety valve that ensures continuous work, without any maintenance.



SP FILTER CLEANING SYSTEM

Automatic filter cleaning system in reverse flow of air at 6 bar (compressed air not supplied as standard). Each filter is cleaned at regular, alternately adjustable intervals without interrupting suction. Ideal for fine and difficult dust.



CUSTOM EXHAUST SYSTEM

A specific discharge system, intermittent or continuous, can be installed depending on operational needs.



ELECTRICAL PANEL WITH REMOTE START

Management via electrical panel equipped with star/delta start and remote control. Implementable with additional functions

TECHNICAL DATA

MOTORE

Tipologie	Atex side channel blower
Potenza	18,5 kW - 25 HP
Frequenza	50/60 Hz
Voltaggio	400 V
Vuoto in continuo	380 mBar
Massima portata d'aria	1100 m3/h
Classe di isolamento	55 F IP
Livello di rumorosità	74 dB(A)
Controllo Remoto	Free connector available
Quadro elettrico	Included

MACCHINA

Marcatura ATEX	II 3D Ex htc IIB T140°C Dc
Categoria EX	3D
Temperatura di utilizzo	-10/+40 C°
Bocca aspirante	100 Ø mm
Sistema di raccolta	Conveyed discharge
Diametro scarico	250 Ø mm
Dimensioni	1240 x 1910 mm
Altezza	3488 mm
Valvola di sicurezza	Pressure relief valve

FILTRAZIONE

Tipologia filtro primario	4x Cartridges
Superficie filtrante	180000 cm2
Classe filtrazione EN 60335-2-69	M
Media	Antistatic polyester
Sistema Pulizia filtro	Automatic SP

DOTAZIONI



ATEX CERTIFICATION



ELECTRICAL PANEL

Electrical panel, implementable with additional functions



PLUG

4-pole industrial plug



VACUUM GAUGE

Vacuum gauge for indication of filter clogged or in need of replacement



POWER SUPPLY CABLE



STEEL CONSTRUCTION

Rugged industrial coated steel construction



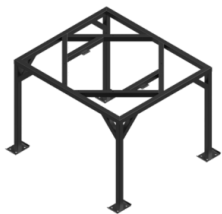
CYCLONIC EFFECT

Tangential inlet and cyclone installed



PRV

Pressure relief valve installed



STR

Four legs to discharge in big bag

OPTIONS

AVAILABLE FILTER CLEANING SYSTEMS



SP

Automatic reverse jet cleaning system
Antistatic M class filter (EN 60335-2-69), 4
Polyester filter cartridges, 12 m² filter surface

AVAILABLE FILTER MEDIA



HEPA 14

Absolute filter (EN 1822)
110.000 cm² filter surface
H14 Class Filter (EN 1822)
Glass fiber

STRUCTURE AND OPTIONS

60^{Hz}

60HZ

Available in 60Hz version




3 YEARS WARRANTY

Purchasing the replacement filter along with the vacuum



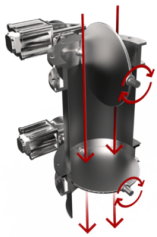
DISCHARGE WITH COUNTERBALANCED FLAP

The material is automatically discharged every time suction is stopped.



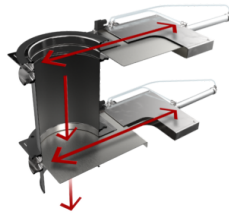
DISCHARGE WITH BUTTERFLY VALVE

Manual intermittent discharging system with butterfly valve
Manual discharging butterfly valve




DOUBLE PNEUMATIC DISCHARGE WITH BUTTERFLY VALVES

System with valves that open alternately to allow the material to be discharged and the vacuum to be maintained at the same time. Double electro pneumatic discharging butterfly valve ATEX



DOUBLE DISCHARGE WITH ELECTRO-PNEUMATIC DAMPERS

System with dampers that open alternately to allow the material to be discharged and the vacuum to be maintained at the same time.



ROTARY VALVE FOR CONTINUOUS DISCHARGE

The valve rotates continuously allowing a constant and uniform discharge of the aspirated material. Rotary valve for continuous hopper discharge



ROTARY LEVEL SENSOR

Sensor with rotating paddle that sends a signal when the container is full to immediately stop suction




PANEL VENT FOR DIRECTIONAL EXPLOSION

An explosion vent designed to break at a specific pressure and release the explosive pressure in a safe area. Panel vent for explosion



FLAMELESS VENT

A valve that contains the flame and the overpressure generated by a possible explosion.



NON-RETURN VALVE

Isolates explosion and prevents it from spreading from the industrial vacuum to the pipe